

# Remote Learning with ClassLink

## Supporting Resources for Grant Applications

The COVID pandemic has resulted in what history may judge as the most abrupt and far-reaching change to K-20 education ever. Its immediate effects have resulted in a global, overnight shift to remote learning. Its long term effects are still unknown. As educators increase their capacity to provide remote learning, they are also in a learning role themselves, developing and iterating their tools and approach. Additionally, school leaders and policymakers are in research and development mode as well. Together, all these stakeholders will eventually seek to acquire tools and resources to help ensure the learning success of their schools.

As evidenced through close review of schools succeeding with remote learning, access to resources and accountability will play essential roles. Schools that succeed with remote learning will have, among other things, a platform that provides staff and students easy access to online resources. Such a system will include usage reporting to serve as evidence of engagement and accountability.

This document is a supporting resource for any school organization seeking remote learning funding and in need of supporting documentation for such grant applications.

## Contents

<b>REMOTE LEARNING</b>	<b>2</b>
<b>ACCESS TO RESOURCES</b>	<b>3</b>
<b>ACCOUNTABILITY</b>	<b>7</b>
<b>PUBLIC RESOURCE PORTAL</b>	<b>10</b>
<b>PARENT PORTAL</b>	<b>12</b>
<b>EXPERIENCE</b>	<b>13</b>

# REMOTE LEARNING

Schools have a variety of reasons for school closures, ranging from inclement weather to outbreaks of infectious diseases. These lost school days disrupt curriculum timelines and occasionally need to be made up later in the year. Instead, forward-thinking schools are opting for continuing instruction online.

Schools use various names when describing these online learning experiences. Below are some examples:

- Remote Learning
- Digital Learning
- eLearning
- Distance Learning
- Continued Learning
- Online Learning
- Virtual Learning
- eDays

Differing from blended learning, which mixes onsite and online learning, remote learning is characterized as an extended continuation of instruction, away from traditional time in brick and mortar settings.

Below are some helpful resources.

- [eLearning Day Programs](#)
- [ISTE- Making Remote Learning Accessible for All Students](#)
- [ISTE- 10 Strategies for Learning During CoronaVirus](#)
- [Christensen Institute - Edtech that Helps Distance Learning](#)
- [Remote Learning Readiness Tools](#)
- [Setting Districts Up for Success during Covid 19](#)
- [Research Review Infographic on Blended Learning](#)
- [Tech and Learning Remote Learning Guide](#)
- [How to Design an Effective Return Plan for Schools](#)

# ACCESS TO RESOURCES

School leaders are concerned with providing students and staff with worthwhile learning resources and making access to those resources as easy as possible. Access to online resources usually requires knowing the website address, a username, and a password. Remembering countless websites and logins can be overwhelming for students and staff while in school, and even more so when learning remotely without the helpful assistance of someone next to you. Single sign-on portals can be useful in simplifying access to intended resources for students and staff.

Below are some helpful resources.

- [ISTE- Strategies for Online Learning and Access](#)
- [District Administration- Keeping Libraries Open During Remote Learning](#)
- [EdSurg- Single Sign On Saves Time](#)
- [Why Single Sign On has Teachers Cheering](#)

ClassLink is a leader in single sign-on systems for school settings.

---

## **ClassLink LaunchPad**

[www.classlink.com/k12-single-sign-on](http://www.classlink.com/k12-single-sign-on)

### **Time on task**

LaunchPad is a personalized single sign-on experience that is available on any device. According to industry research, as much as one-fourth of classroom time spent on learning software is wasted on troubleshooting and getting logged in. The proliferation of usernames, passwords, and web addresses results in educators and students under-utilizing digital resources. Because ClassLink users log in only once using their campus network credentials, the need to remember different logins is eliminated.



### **Personalized single sign-on**

With a range of sign-in options and self-service password reset, LaunchPad makes accessing online resources easy. LaunchPad provides a consistent, reliable method for users to find and access instructional and productivity resources.

### My Apps library of 6,000+ single sign-ons

With ClassLink, from our extensive 6,000+ connected resources, Districts can create a custom app library for their entire organization. Administrators can make this app library available to staff and students. Each user can then further customize their desktops and build their own personalized learning experience.


Each dashboard can be customized for each group of users in your district by profile, AD group, user and even course or class. Resources can be organized by folders and users have the ability to add their own custom resources from the ClassLink global library or from a curated list of resources provisioned by the district.



Our single sign-on portal is accessible from all major device categories and browsers. Our iOS apps, including dedicated apps for iPads separate from iPhones, have strong ratings and are routinely updated.

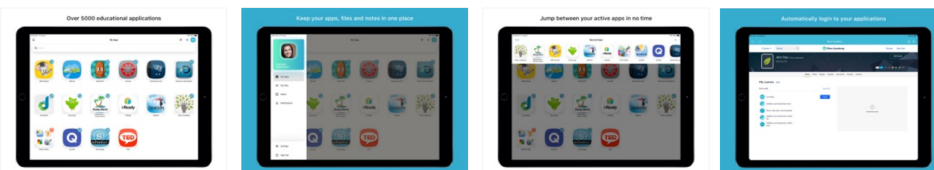
App Store Preview

This app is available only on the App Store for iPhone and iPad.



**ClassLink LaunchPad** (5+)  
Single sign-on for education  
ClassLink, Inc.  
4.5 in Education  
★★★★★ 4.5 in Education  
Free

Screenshots **iPhone** **iPad**



Over 6000 educational applications

Keep your apps, files and notes in one place

Jump between your active apps in no time

Automatically sign in your applications

**Ratings and Reviews**


**4.6**  
out of 5

★★★★★  
★★★★★  
★★★★★  
★★★★★  
★★★★★

1K Ratings

[See All](#)

**What's New**  
Version 30.1.0



### Login and Authentication

ClassLink supports multiple methods of authentication and each custom landing page can be tailored to fit the specific needs of Districts. ClassLink can integrate directly with your Active Directory, Google Directory or Azure Active Directory environments, leveraging the existing authentication options you have in your district. Dual-factor or multifactor methods of login are also available.

Other methods of login include ClassLink QuickCards, usually used for younger students, students/staff can use an easy to use QuickCard to authenticate directly into ClassLink or your Chromebooks/Windows device without remembering passwords.

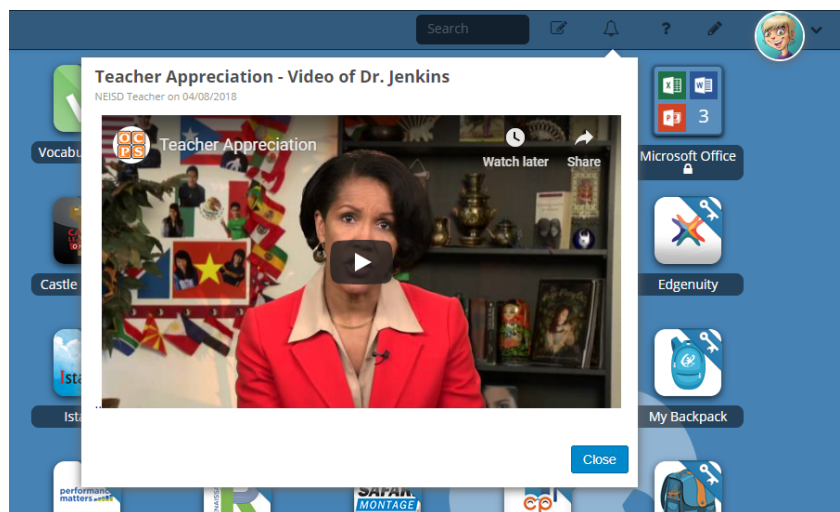
### Branding

The screenshots below illustrate how different districts custom brand their login experience and make available the authentication options appropriate for their districts.



### Notifications

After successful authentication into ClassLink, administrators can target specific groups, profiles or users with notifications that can include embedded videos.



#### Digital on Day One

ClassLink Roster Server easily and securely delivers class rosters to all your favorite digital learning resources securely, using open data standards. For too long educators have been frustrated by class roster uploads into all the digital learning resources that need them. No more manual inputting, custom CSV templates, or expensive fee-based options for publishers. ClassLink Roster Server uses open standards and is certified by IMS Global Learning Consortium. ClassLink works directly with 100s of educational vendors to streamline the provisioning and rostering of your users.



ClassLink Roster Server makes provisioning users to an application as easy as selecting the schools and courses you want to send to the vendor. ClassLink works with all major publishers including Pearson, HMH, McGraw, Discovery, i-Ready and 100s more.

#### Self-Service Password Resets

LaunchPad includes self-service password resets for Active Directory passwords. This is an option, so students and educators never have downtime if they have forgotten their usernames and/or passwords. Among the options for identity verification for this feature are the following:

- SMS text of a verification code to a mobile phone
- Email of a verification code to a personal email account
- Custom challenge question and custom response

#### Consistency

The key advantage to having ClassLink for BYOD is the consistency of environment. ClassLink levels the playing field across devices by providing a reliable and consistent experience. Different devices bring into play different browsers, behaviors and support. ClassLink neutralizes many of those obstructive differences by ensuring easy OneClick access to resources from any device.

#### Native Apps on Mobile Devices

ClassLink will provide a native app in the Apple and Google Play stores so that all students and staff can use ClassLink easily on their cellular phones and tablets.

#### Engage with Ease of Use

ClassLink removes the barriers to accessing engaging digital curriculum and resources used by the district. Videos, interactive lessons, practice exercises and lessons that provide feedback to the learner all become irrelevant when they cannot be easily accessed. It is important that the ease of access be seamless and provides the end-user with the same experience both at school as well as off-campus. The ClassLink user experience can be customized and modified to fit user needs by selecting color preferences, icon shape and size, avatars, and organizing icons to suit each user while preventing them from deleting key applications. Users can create folders to further enhance customization and ease of use.

# ACCOUNTABILITY

Among the differences between remote learning and traditional in-class learning, is how school leaders measure student and staff engagement. Schools vary significantly in how they conduct attendance and assessment during remote learning, and these topics are a particular challenge during extended remote learning experiences.

Online systems that provide basic usage reporting can be helpful, and enterprising schools are incorporating some of that usage reporting as a proxy for attendance.

Below are some helpful resources.

- [Data-driven decision making in education agencies](#)
- [How Do We Know When Students Are Engaged? | Edutopia](#)
- [Edutopia- Why Some Kids are Thriving during Remote Learning](#)
- [Digital Promise Research Map](#)

ClassLink provides a robust usage reporting system that measures logins and time on task in each application on the portal.

---

## **ClassLink Analytics**

[www.classlink.com/analytics](http://www.classlink.com/analytics)

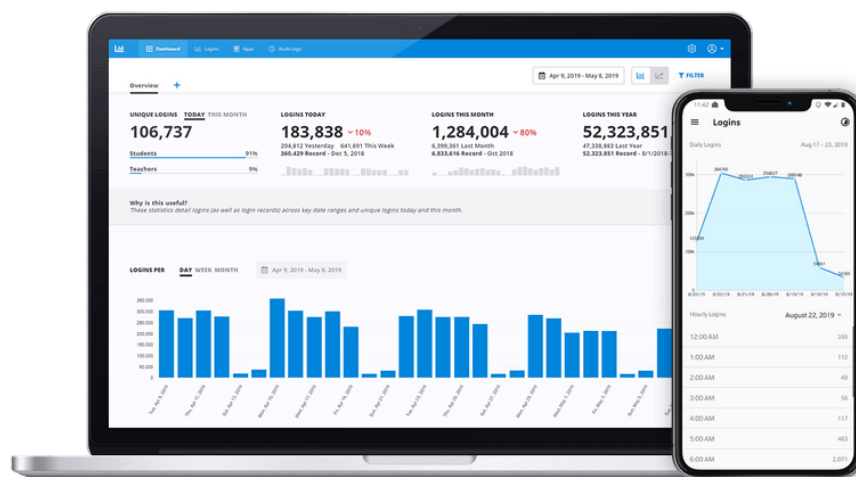
### **Measure usage**

ClassLink Analytics gives administrators access to specific usage reports. Also available on mobile devices, administrators can see a dashboard of reports by campus, building and/or user:

Highlights include:

- Login into ClassLink reports... unique users, login frequency, time of day, etc.
- App usage reports... frequency, minutes of use, building, group, user, etc.
- App purchase tracking





**Logins** display the login information for all users in LaunchPad. You can filter by group by clicking on the Filter button in the top right corner.

**Users** display the number of user logins. Default displays daily login numbers from the past six days, but you can manipulate the bar chart by changing the date range and selecting different options in the two drop-down lists. Scroll further down the page to see all users sorted alphabetically.

**Apps** display the number of app launches across all users in LaunchPad. Similar to the Logins and Users sections, you can filter by group or organization. Scroll further down the page to see top apps. Clicking on an app icon will bring up a detailed usage report, showing the most active members, the most active groups, and the last 10 users to launch the app.

**Browser and Operating Systems** breaks down into 3 different data graphs. These graphs evaluate the potential trends and performance of each browser by showing its usage statistics.

**Audit Pages** lets you inspect any changes made in groups, user, or apps. It examines an individual's action and documents a report summary.

### Cost of Applications

Schools can enter the cost paid by the district for each application. ClassLink Analytics will give decision-makers an overview of the digital resource spending in the district and actual cost of an application by calculating the number of licenses purchased by the district and how many users are actually using the resource.

### Automated Reporting

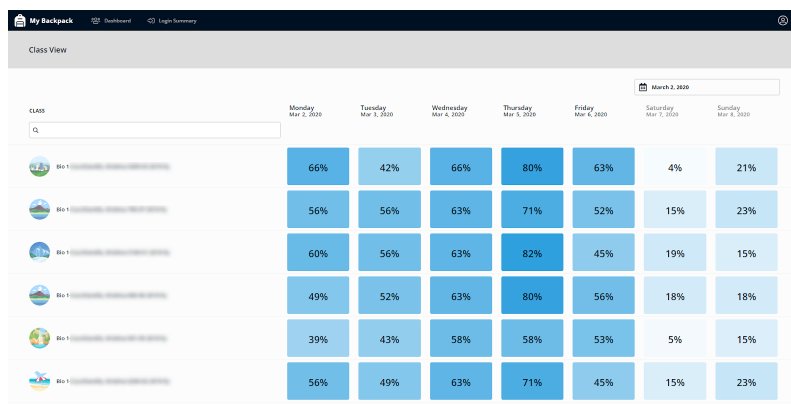
With Analytics reporting, you can easily schedule usage reports to be delivered to your inbox on a weekly or monthly basis. Add email addresses to the distribution to share the statistics with others.



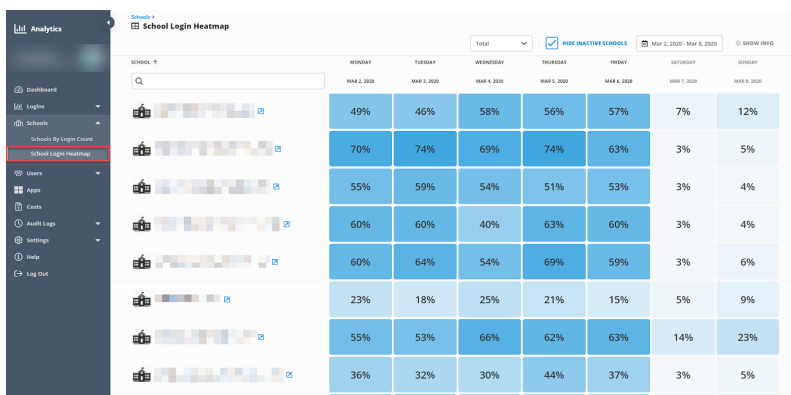
### Teacher Console

Teacher Console provides teachers with better visibility on the usage of the digital resources. This is especially helpful as teachers turn to e-learning and digital learning days.

Heat maps give teachers and administrators a quick top-down view of usage across the district and down to the classroom. Teachers can see what percentage of their students have logged in on a particular day.



Administrators can see usage across schools and teachers can drill down into an individual class to see which students have logged in on a particular day including all resources they have accessed.



# PUBLIC RESOURCE PORTAL

Timely and clear communication with the household is crucial for education and especially so during a crisis and remote learning periods. Experienced school leaders know that no single method of communication works for all stakeholders. During a period of remote learning, communicating the availability of online resources becomes even more significant.

Schools that are successful with remote learning initiatives help increase their success rate by making sure online resources are not only available through personalized single sign-on portals, but also public resource portals. These schools maintain a publicly accessible web location that identifies approved learning tools, curriculum, etc. This web location also helps schools meet state laws and regulations, requiring them to demonstrate compliance with protecting student data.

Below are some helpful resources.

- [EdTrust- Equity and School Spending](#)
- [Your Guide to ESSA's New School-by-School Spending ...](#)
- [New York Funding Transparency Tool](#)
- [Colorado's Response to Financial Transparency](#)
- [ESSA School Spending Requirement](#)

ClassLink includes a flexible public resource portal.

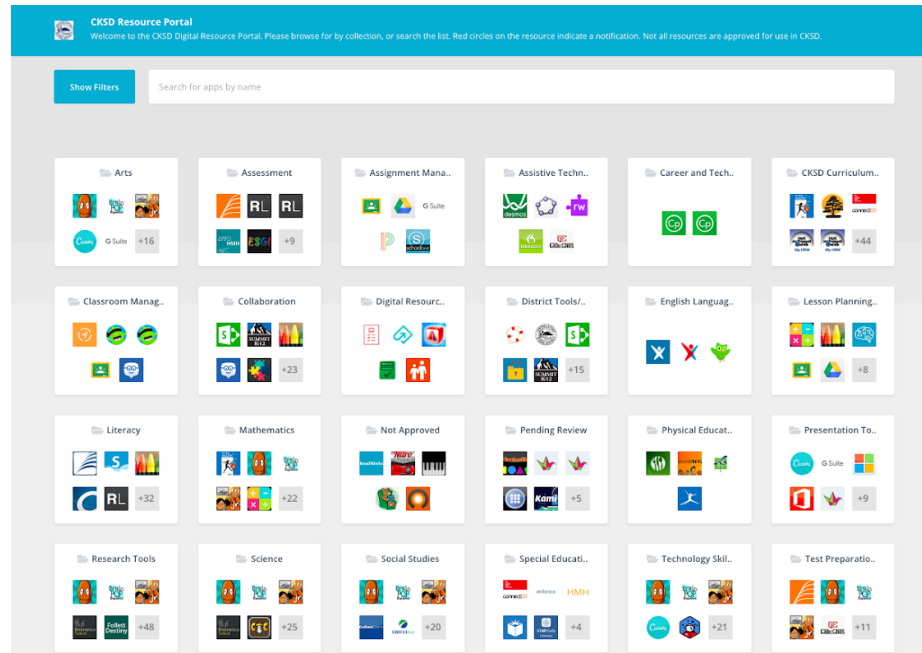
---

## ClassLink Resource Portal

### **An automated way to organize and display the apps you use on your public website**

ClassLink Resource Portal allows you to share the apps and resources you use on your public website. Additionally, you can display information about the resources such as it's description, how to use instructions, links to security and privacy policies and agreements and an indication that the resource meets the curriculum and privacy standards of your schools. Making this information publicly available is a requirement by regulation in some jurisdictions.

ClassLink Resource Portal automates the delivery of that information and promotes awareness of resources.



# PARENT PORTAL

Today's parents and guardians are sometimes overwhelmed with the number of online systems that they need to interact with to remain informed about their child's school experience. Typical systems that parents need to access include websites for grading, attendance, teacher meetings, meals, sports, trips, homework, college preparation, permission slips, and more. Remembering all these websites and logins can be overwhelming. Schools that provide parents with a single sign-on portal help simplify access to these resources and increase household engagement in the child's learning process.

Below are some helpful resources.

- [How Parent Involvement Leads to Student Success](#)
- [Engaging Families In distance Learning](#)
- [NEA- Parent and Community Involvement in Education](#)
- [K-12 Parent Blueprint for Remote Learning](#)
- [Remote Learning Communication](#)



ClassLink includes a parent portal.

---

## ClassLink Parent Portal

### **A personalized single sign-on experience expressly for parent and family engagement**

ClassLink Parent Portal allows you to enable a personalized single sign-on experience for parents. Accessible through a self-registration process whereby parents can create an account using a personal email address or only a cell phone number, parents can have easy one-click access to the apps and resources you choose. No longer do parents need to remember the half dozen or more websites, logins, and passwords for them to build and maintain engagement with their children's schools. Using ClassLink Parent Portal helps simplify access to the myriad tools that parents are expected to know about and reduce barriers of access for parents who do not have a personal email address.



# EXPERIENCE

ClassLink has over 22 years of experience, working exclusively in education, with successful implementations around the world.

## ClassLink Client Community

School systems: **1,000+**  
Users: **9+ million**  
Client Retention: **98%**

## Awards, Recognitions and Certifications

[www.classlink.com/awards](http://www.classlink.com/awards)

### The EdTech Awards

2019 Cool Tool Best New Product or Service



### ISTE - International Society for Technology in Education

2019 Best of Show



### Technology and Learning

2019 Awards of Excellence - Best Use of a Product in a District  
2018 Best in Show Texas Computing Educators Association,  
International Society for Technology in Education  
2017 Awards of Excellence



### Tech Advocate Awards

2017 Winner



### IMS Global Learning Consortium

2018 Learning Impact Award

### Software Information Industry Association

2018 CODiE Award Winner

ClassLink LaunchPad  
ClassLink Roster Server

ClassLink Roster Server

ClassLink Analytics

Best K-12 Enterprise Solution  
Best Enterprise Application  
Integration Solution  
Best Emerging Education  
Technology Solution for  
Administrators  
Best Data Solution

